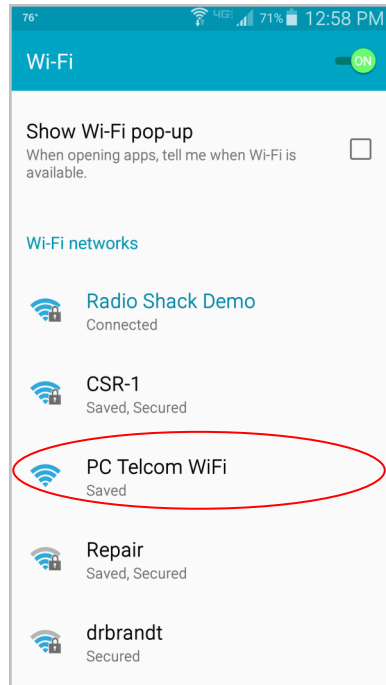
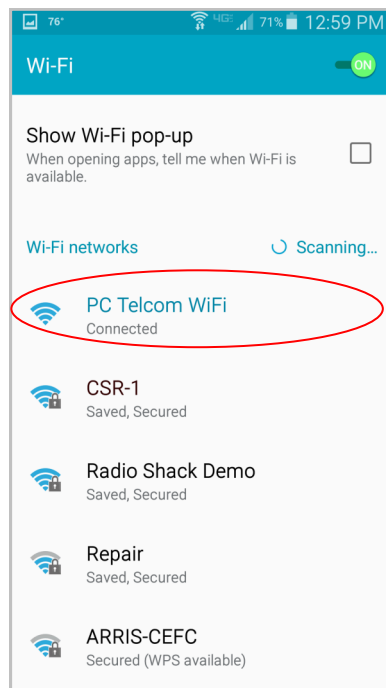


PC TELCOM WIFI HOTSPOT PORTAL - ANDROID

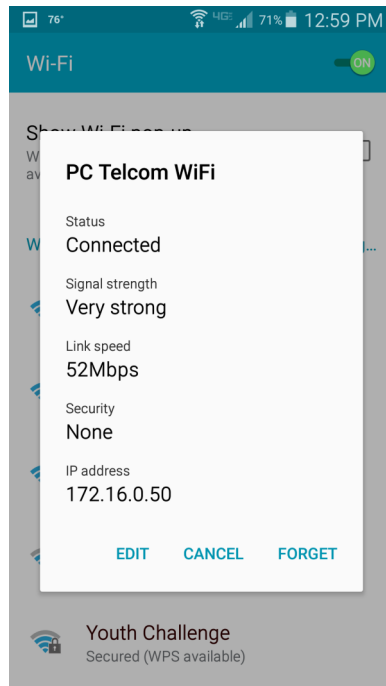
1. Look for "PC Telkom WiFi"



2. Select "PC Telkom WiFi"



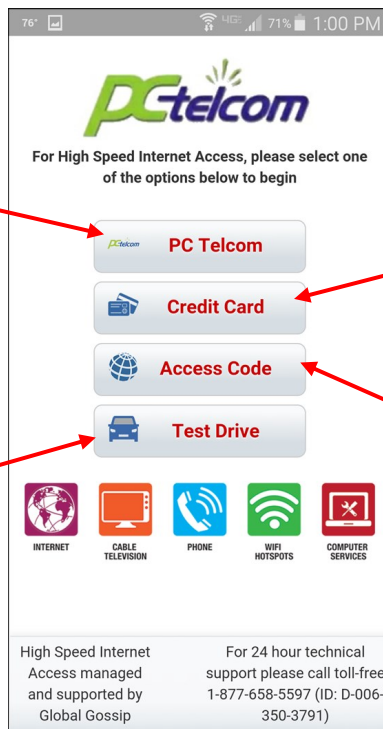
3. Connected to “PC Telcom WiFi”



4. Select applicable service

Select this if you are a PC Telcom Internet Customer. You will need your PC Telcom e-mail and password. Enjoy **unlimited time** on the internet with this option.*

Select this if you are not a PC Telcom Internet customer and enjoy 10 minutes of free Internet access per 24 hour period. You may then purchase a pass for continued use.

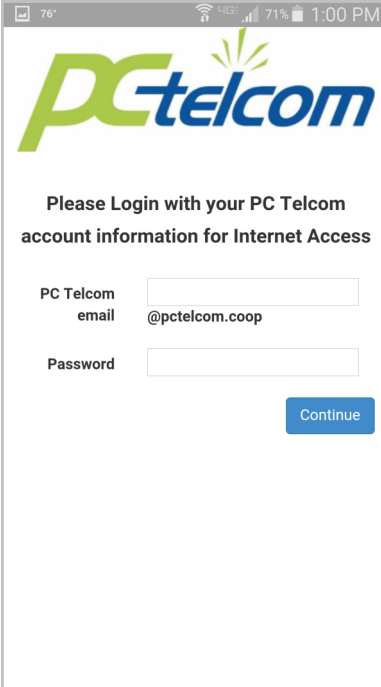


Select this if you are not a PC Telcom Internet Customer and wish to purchase a Day, Week or Monthly Internet access pass.

Select this if you have been given an access code.

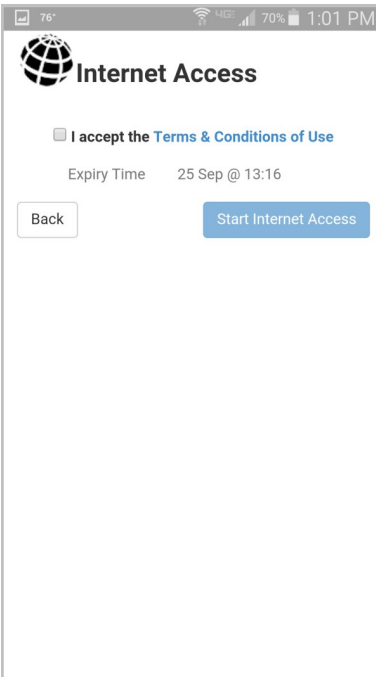
* There is a limit of two connected devices per PC Telcom e-mail. If you need to connect a different device please enter “logout.gg” in the browser of the device you wish to disconnect and enter. This will disconnect the device allowing connection of another device.

PC Telcom (PC Telcom Internet Customer) - log in with your PC Telcom e-mail and password. Only the information preceding the “@” needs to be entered.



A screenshot of a mobile application login screen. At the top, the PC Telcom logo is displayed in green and blue. Below the logo, the text reads "Please Login with your PC Telcom account information for Internet Access". There are two input fields: "PC Telcom email" with a placeholder "@pctelcom.coop" and "Password". A blue "Continue" button is located at the bottom right of the form area. The status bar at the top shows 76° temperature, 4G LTE signal, 71% battery, and 1:00 PM.

Test Drive - Accept terms for free ten minutes of internet access per 24 hours.



A screenshot of a mobile application screen titled "Internet Access". It features a globe icon on the left. Below the title, there is a checkbox labeled "I accept the Terms & Conditions of Use". Underneath, the text "Expiry Time 25 Sep @ 13:16" is displayed. At the bottom, there are two buttons: a white "Back" button and a blue "Start Internet Access" button. The status bar at the top shows 76° temperature, 4G LTE signal, 70% battery, and 1:01 PM.

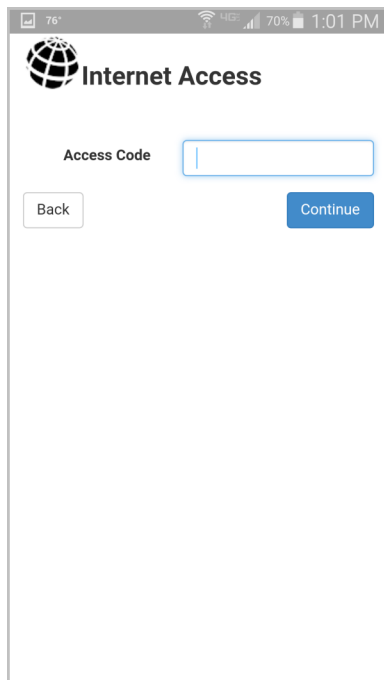
Purchase a Pass - Select duration.

The screenshot shows a mobile application interface titled "Select Rate Plan". At the top, there is a status bar with the temperature 76°, signal strength, Wi-Fi, cellular service (LTE), battery level at 70%, and the time 1:00 PM. Below the status bar is a header with a card icon and the title "Select Rate Plan". The main text reads: "If you have a valid Access Code [click here](#), or select an Internet access plan below to purchase". There are three radio button options: "24 Hour Access - \$5.95" (selected), "7 Day Access - \$14.95", and "1 Month Access - \$39.95". A light blue informational box contains the text: "You will not be billed until you confirm your purchase. Privacy policy details [here](#) and Refund policy details [here](#). This transaction will be processed by Global Gossip LLC of 19751 E. Mainstreet #280, Parker, CO 80138 USA." At the bottom, there are two buttons: "Back" and "Continue".

Purchase a Pass - Credit card payment.

The screenshot shows a mobile application interface titled "Credit Card". At the top, there is a status bar with the temperature 76°, signal strength, Wi-Fi, cellular service (LTE), battery level at 85%, and the time 2:03 PM. Below the status bar is a header with a card icon and the title "Credit Card". The form contains several input fields: "Card Number" (text input), "Expiry" (two dropdown menus for month and year, with "01" and "2015" selected), "CVV" (text input with a "help" link), "First Name(s)", and "Last Name". To the right of the form are logos for MasterCard and VISA. A light blue informational box contains the text: "You will not be billed until you confirm your purchase." At the bottom, there are two buttons: "Back" and "Continue".

Access Code - If given an access Code you may enter it here.



Terms & Conditions - Accept Terms & Conditions and Start Internet Access

